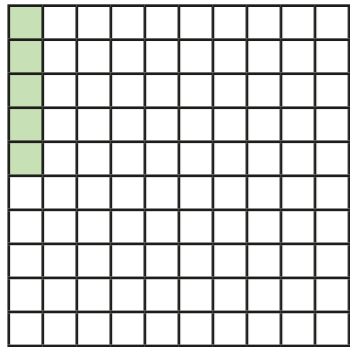


# Decimals as fractions (1)

1 The hundred square represents 1 whole.




a) What fraction is represented by the shaded squares?


b) Convert the fraction to a decimal.

2 Colour the grid to represent the fraction and the decimal.

a)  $\frac{7}{100}$



b) 0.17



3 What fractions and decimals do the counters represent?

a)  $\frac{1}{100}$   $\frac{1}{100}$   $\frac{1}{100}$   $\frac{1}{100}$

fraction =  decimal =

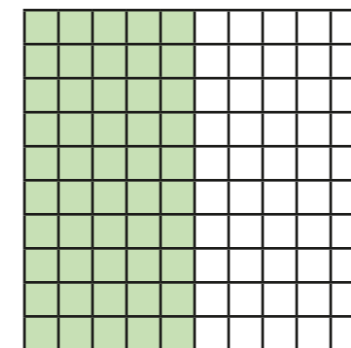
b)  $\frac{1}{100}$   $\frac{1}{100}$   $\frac{1}{100}$   $\frac{1}{100}$   $\frac{1}{100}$   $\frac{1}{100}$

fraction =  decimal =

c)  $\frac{1}{10}$   $\frac{1}{10}$   $\frac{1}{10}$   $\frac{1}{10}$   $\frac{1}{10}$   $\frac{1}{10}$   $\frac{1}{10}$

fraction =  decimal =

4 Amir has coloured part of a hundred square.



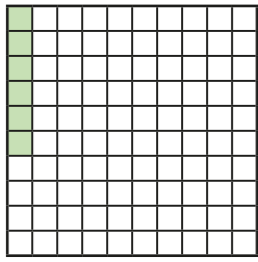
a) What fraction is represented by the coloured squares?

$$\frac{\text{input}}{100}$$

b) Write this fraction in a different way.

c) Write the fraction as a decimal.

5 Huan says he has coloured 0.6 of the hundred square.



Explain the mistake that Huan has made.

---



---

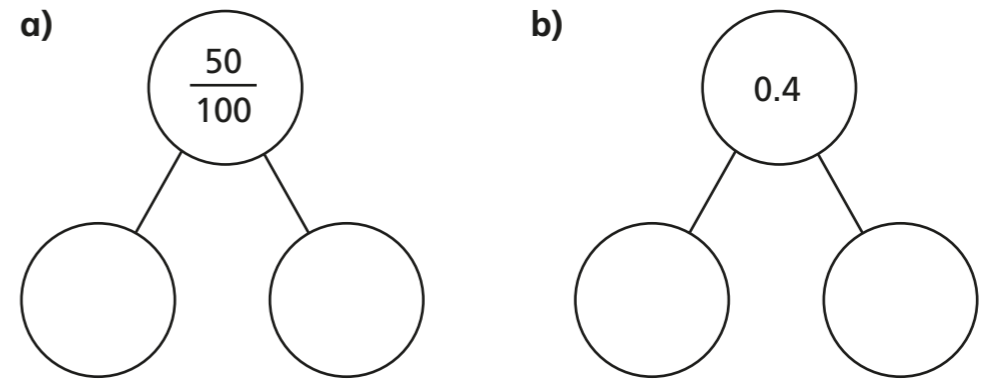
6 Write  $<$ ,  $>$  or  $=$  to complete the statements.

- a)  $0.4$    $\frac{40}{100}$       d)  $0.5$    $\frac{5}{100}$
- b)  $0.02$    $\frac{20}{100}$       e)  $0.88$    $\frac{88}{100}$
- c)  $0.6$    $\frac{6}{10}$       f)  $0.88$    $\frac{89}{100}$

7 Complete the table.

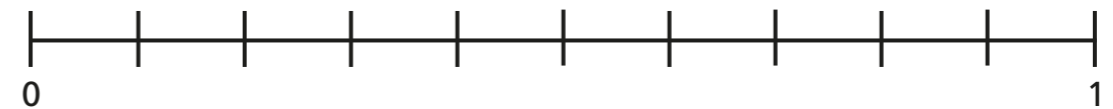
Fifths	Tenths	Decimals
$\frac{1}{5}$	$\frac{\square}{10}$	0.2
$\frac{\square}{5}$	$\frac{4}{10}$	
		0.6
$\frac{4}{5}$	$\frac{8}{\square}$	

8 Complete the part-whole models using fractions or decimals.



Compare answers with a partner.

9 Here is a number line.



- 

Draw arrows from the numbers to show their place on the line.